

DAYTON ART INSTITUTE

draw from the COLLECTION ... at home!



Harriet Whitney Frishmuth (American, 1880 – 1980), *Joy of the Waters*, 1917, cast bronze.
Gift of Mrs. Harrie G. Carnell. 1919.1

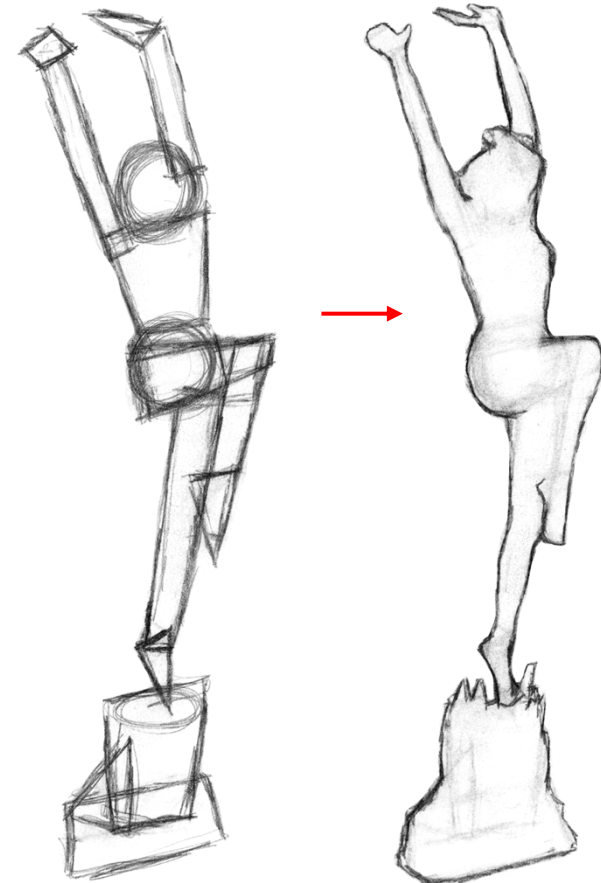
Supplies:

- pencil
- paper
- eraser
- ruler (optional)
- tortillon (optional)



Step 1

Draw the sculpture using basic shapes, then refine the sculpture's exterior contour. Erase lines as needed.



Have time for a [short survey](#)? Let us know how you're enjoying our digital resources!



DAYTON **ART** INSTITUTE

Step 2

Draw the basic interior shapes of the sculpture, then refine those shapes. Add more interior shapes as needed.

Step 3

Add fine detail, texture, and value. Create value by using blending and cross-hatching techniques. Use an eraser to create highlights for a metallic effect.



cross-hatching



Blending
(with tortillon)

