


draw from the COLLECTION ... at home!

Portraits & Poses

Consider pose and composition while drawing from *In the Garden* (1979) by Romare Bearden.


Supplies

- pencil
- paper
- fine-tip marker
- colored pencils
- **optional:** ruler



Step 1




Divide composition into three spaces by lightly drawing 2 straight, horizontal lines. The first will be for the top of the red building and the second will be for where the ground meets the building.



DAYTON ART INSTITUTE

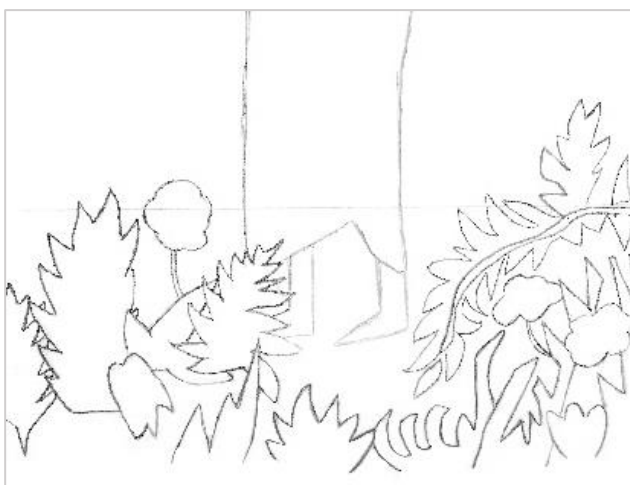
Step 2

Study the artwork and notice how shapes interact and juxtapose with one another. Begin filling in the composition, focusing on the main subject first—the woman holding a garden basket—using only basic shapes for each element (ex: oval for head, rectangles for dress). Draw lightly.



Step 3




Next, add the garden in the foreground. Start with basic triangular shapes, then go back and soften straight lines to better depict the plants. Notice the **negative spaces** in between varying shapes.



Helpful hint: draw shapes that overlap in front of the woman's dress first.

Step 4

Add the background. Draw basic shapes for the red building, the house in the distance, the tree line, etc. Erase original guidelines as you go.



Have time for a [short survey](#)? Let us know how you're enjoying our digital resources!

DAYTON ART INSTITUTE

Step 5

Now, refine shapes by softening their outlines as needed and add details within them. Notice the outer shape of the woman's dress and the texture of specific plants and trees.



Step 6

Lastly, celebrate the vibrant hues in this artwork by adding colors of your own with either colored pencils or markers. Trace your pencil lines with a fine-tip marker for a finished look.

Helpful hint: apply lots of pressure with colored pencils if you want to match the saturated colors in this artwork.



Have time for a [short survey](#)? Let us know how you're enjoying our digital resources!

DAYTON ART INSTITUTE



Resources

[Video on Romare Bearden: A Black Odyssey](#)

[See more artworks by Romare Bearden in the Smithsonian American Art Museum's collection](#)

[Video tutorial on basic colored pencil techniques](#)

draw from the
COLLECTION
... at home!

Questions about or ideas for Draw from the Collection? Email edu@daytonart.org