


ARTventures ... at home!

Surrealist Scene

Collage together pictures of animals, landscapes and more to create a dream-like world filled with unusual creatures and other imaginary elements.

Click [here](#) to learn more about Salvador Dalí.



Supplies Needed:

- 9"x 12" Heavy cardstock paper
- Magazines or other printed materials
- Scissors
- Glue stick




DAYTON ART INSTITUTE

Step 1: Collect Images

Cut out pictures from magazines, calendars, or other printed materials. Images can be of animals, landscapes, food, or anything else you are drawn to.

Helpful hint: Use large images of landscapes as a background.


Helpful hint: Search and print images from online if you cannot find something in the printed materials.



Helpful hint: Place all images in a folder to prevent loss of smaller cut outs.

Step 2: Cut and Collage Images

Cut apart collected images and combine them in unusual and creative ways. Glue all images to heavy cardstock paper. Try to fill the entire paper with images.



Helpful hint: Cut as close to edges of image as possible for seamless connections.

Helpful hint: Try several combinations of images before gluing. Layer images to add dimension and detail. Glue background onto cardstock paper before adding foreground elements.

Extensions and Techniques:

Discover a new technique or experiment with some extra challenges.

Extra Challenge: Draw, cut out and glue in your own Surrealist animals to the collage.

Extra Challenge: Create a dream journal to document details of any dreams had during the week, then create an entire Surrealist scene of all those elements together!



ARTventures
... at home!

Questions about or ideas for ARTventures at Home? Email: edu@daytonart.org